




**WISCO INDUSTRIES, INC.**

PHONE: 608.835.3106 • TOLL FREE: 800.999.4726 • FAX: 608.835.7399 • www.wiscoind.com

**MODEL 891**  
**REAR DOOR ASSEMBLY REPLACEMENT**  
**0027683SK**

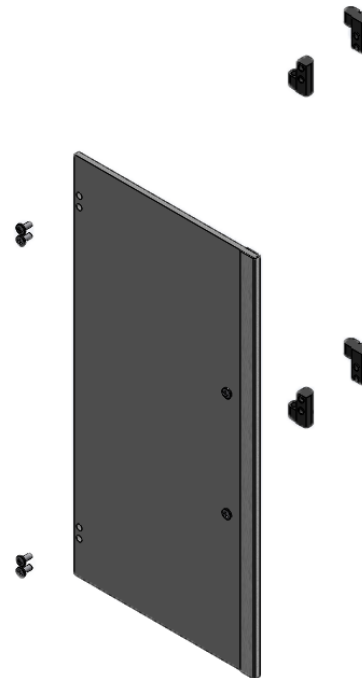
**DESCRIPTION:**

This document illustrates how to replace the BacDoor Assembly in your Model 891.



**TOOLS NEEDED**

- Phillips Head Screwdriver



**PARTS INCLUDED**

- (1) 0027683 - REAR DOOR ASSEMBLY

Please review this document thoroughly before beginning repairs. Wisco recommends using qualified local service agents. Wisco does not have authorized service agents.



**UNPLUG UNIT FROM OUTLET AND ALLOW TO COOL**


- 1** Remove screws above door hinges.



- 2** After screws are removed, slide door up to remove.



- 3** Screw in new hinges on new door. Make sure you match Left hinges and Right hinges with each other.



- 4** Using the new door, complete all steps in reverse order and you have successfully replaced your units door. Your unit is now ready for operation.